



9550 True Drive  
St. Louis, Missouri 63132  
314-423-9460  
800-325-7075  
Fax: 314-428-4431  
Email: gpx@gillespiepowers.com

**ALUMINUM MELTING FURNACE**  
**65 TON CAPACITY**

JANUARY 2002

**IMMEDIATELY AVAILABLE**

**FOR STEEL ASSEMBLY AND REFRACTORY INSTALLATION**

Delivered to any Midwest location complete including fabricated steel, combustion components, refractory, blow pipe, door hardware, control panel, and start-up and assistance.

U.S. Dollars.....\$625,000.00

For turnkey furnace including field installation of steel, refractory, piping and wiring

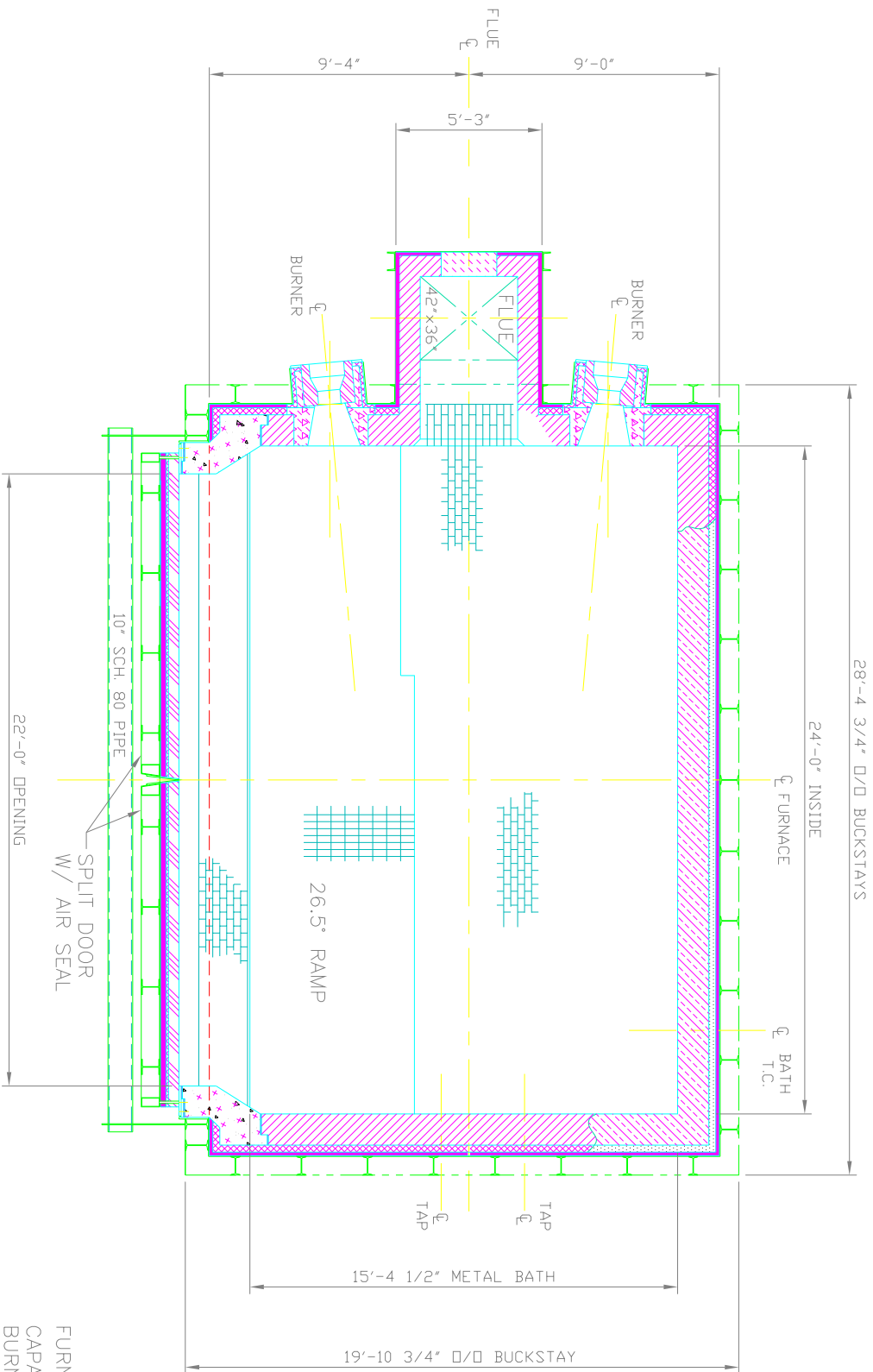
Add.....\$360,000.00

See Drawings attached.

Standard one-year warranty applies for either option selected.

If interested, contact Gillespie + Powers, Inc. for specifications.

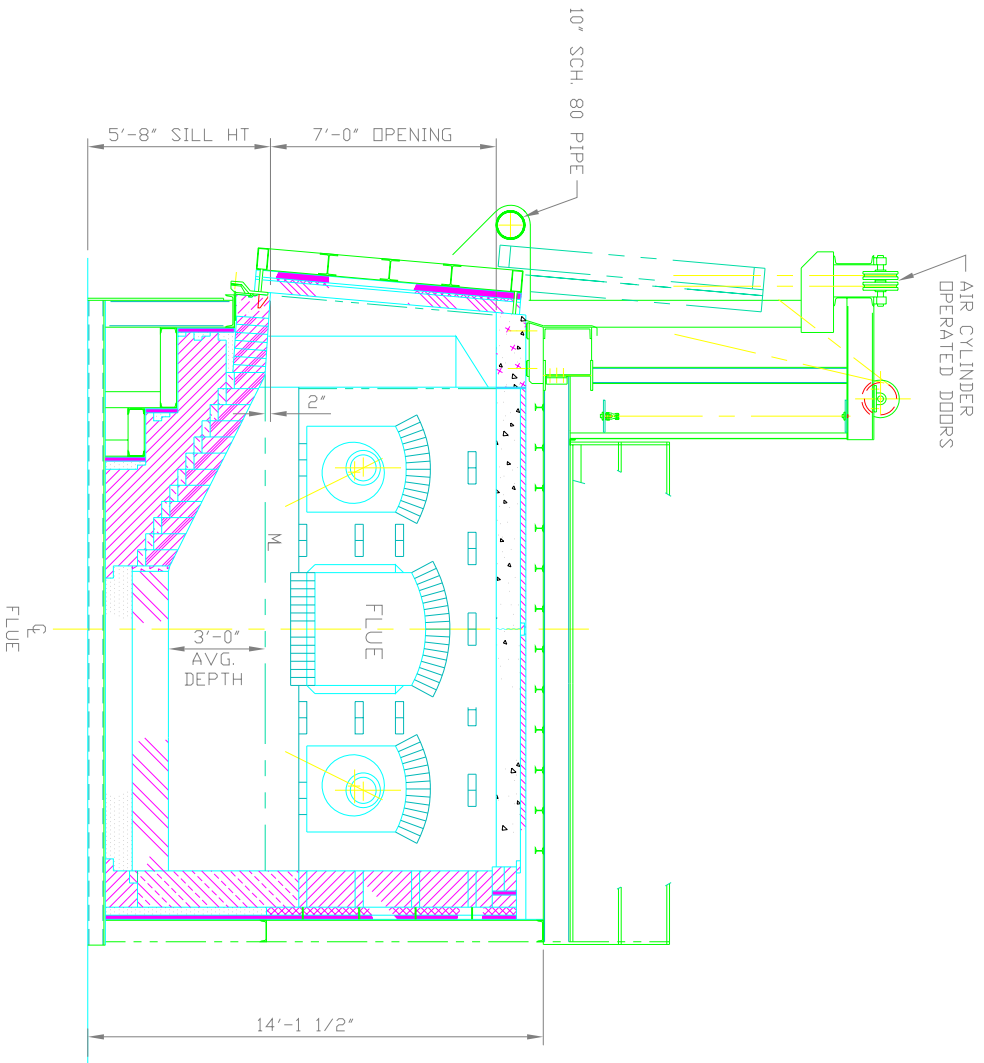
**Jon Gillespie**  
Gillespie + Powers, Inc.  
9550 True Drive  
St. Louis, Missouri 63132  
314-423-9460  
800-325-7075  
Fax: 314-428-4431  
Email: jong@gillespiepowers.com



FURNACE DATA  
 CAPACITY: 130,000 LBS. (NOMINAL)  
 BURNER OUTPUT: 32 MM BTU/HR  
 NOMINAL MELT RATE: 16,000 LB/HR

© 2002 Gillespie & Powers, Inc. All Rights Reserved  
 This document and the contents thereof are the work of Gillespie & Powers, Inc., are strictly confidential and are not to be reproduced, transcribed or transmitted in any form or by any means, electronic or mechanical, including photocopying and recording, or by any information storage or retrieval system, without the prior written permission of Gillespie & Powers, Inc.

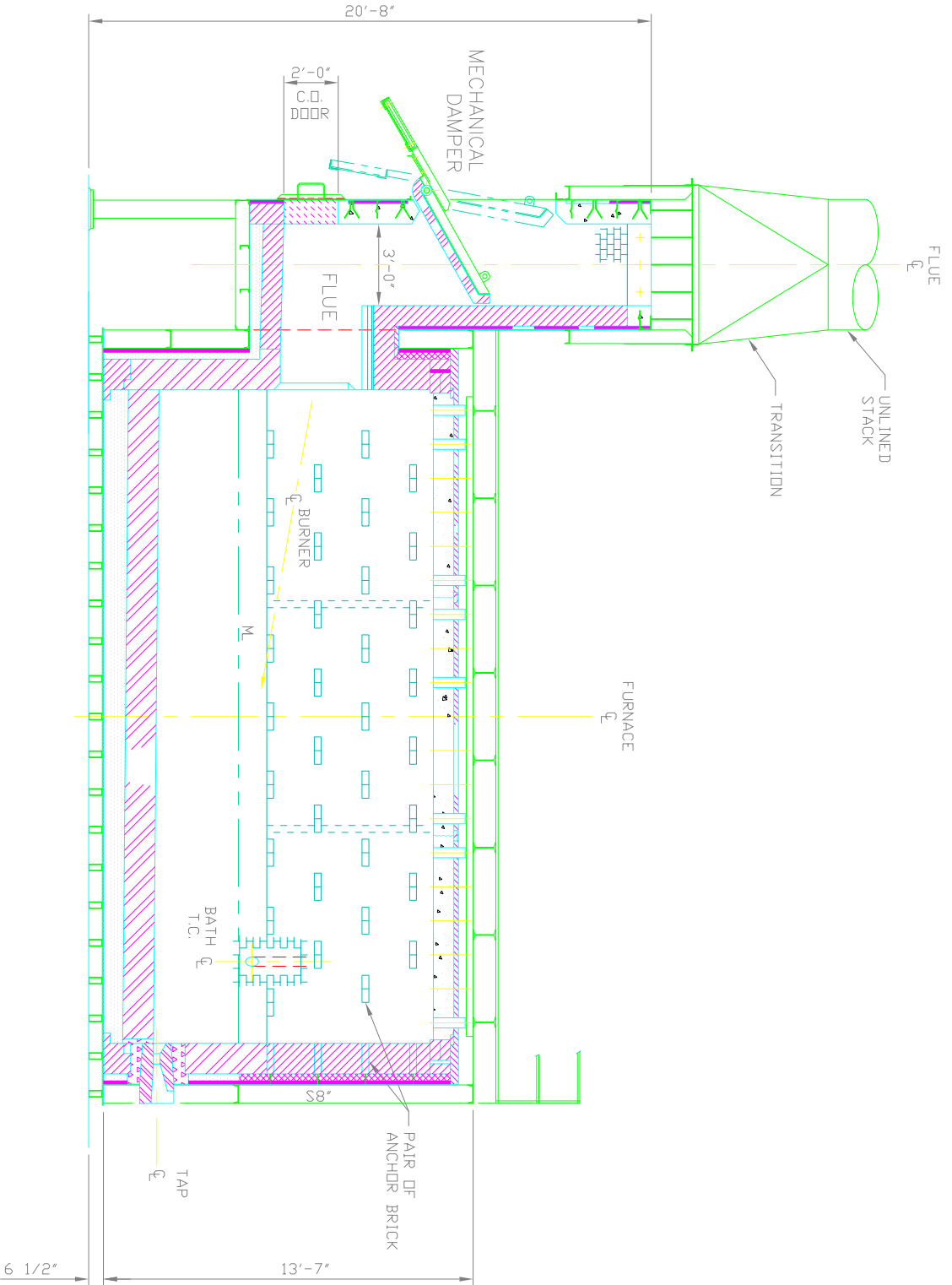
65 TON ALUMINUM MELTING FURNACE  
 SECTION PLAN



65 TON ALUMINUM MELTING FURNACE  
SECTION ELEVATION - THRU DOOR

© 2002 Gillespie & Powers, Inc. All Rights Reserved

This document and the contents thereof are the work of Gillespie & Powers, Inc., are strictly confidential and are not to be reproduced, transcribed or transmitted in any form or by any means, electronic or mechanical, including photocopying and recording, or by any information storage or retrieval system, without the prior written permission of Gillespie & Powers, Inc.



© 2002 Gillespie & Powers, Inc. All Rights Reserved

This document and the contents thereof are the work of Gillespie & Powers, Inc., are strictly confidential and are given to the recipient in the understanding that they are not to be copied, reproduced, or disseminated in any form or by any means, electronic or mechanical, including photocopying and recording, or by any information storage or retrieval system, without the prior written permission of Gillespie & Powers, Inc.

65 TON ALUMINUM MELTING FURNACE  
SECTION ELEVATION - THRU FLUE